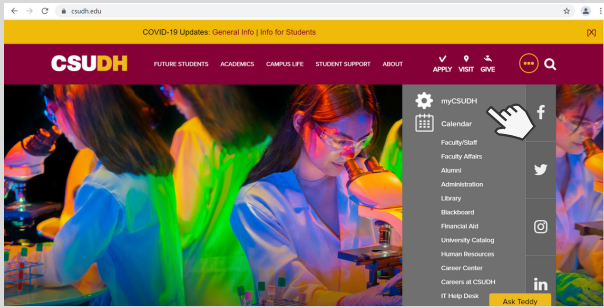


HOW TO: View Your Enrollment Date

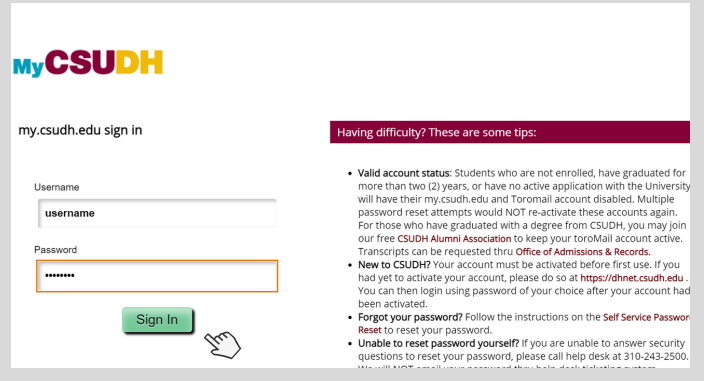
IT IS THE STUDENT'S RESPONSIBILITY TO KNOW WHEN YOUR ENROLLMENT DATE IS.

You can view your Enrollment Date & Time in your Student Center. You will not be able to enroll before this designated date/time. If you have an Advising Hold on your account, ensure to meet with your Advisor to lift it before registration begins to avoid any delays that way you can enroll into the courses you would like and need for graduation.


1. Go to www.csudh.edu, find the three dots & click on "myCSUDH"



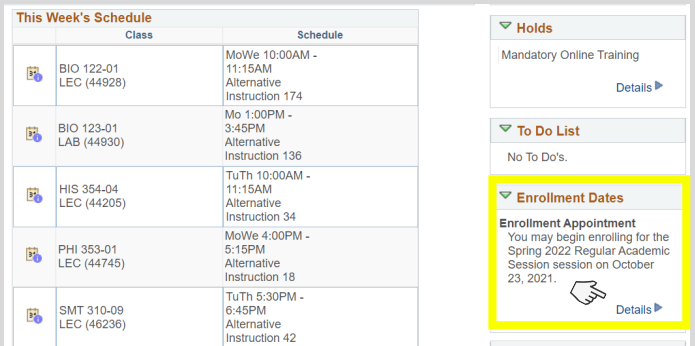
2. Enter Student Username & Password



3. Click the "Student Center" Icon (Yellow Pencil)



4. View "Enrollment Dates" on the left side of the screen and select "Details".



5. Select a term

Select a term then select Continue.

Term	Career	Institution
<input type="radio"/> Fall 2021	Undergrad and Ext Ed Credit	CSU Dominguez Hills
<input type="radio"/> Spring 2022	Undergrad and Ext Ed Credit	CSU Dominguez Hills

Continue

6. View "Appointment Begins" to view enrollment date/time.

To view appointments and enrollment dates for another term, select the term and select Change.

Spring 2022 | Undergrad and Ext Ed Credit | CSU Dominguez Hills Change Term

Session	Appointment Begins	Appointment Ends	Max Total Units	Max GPA Units	Max Audit Units	Max Wait List Units
Regular Academic Session	October 23, 2021 9:00AM	January 23, 2022 11:59PM	18.00	18.00	18.00	18.00

Open Enrollment Dates by Session

Session	Begins On	Last Date to Enroll
Regular Academic Session	January 24, 2022	
Extended Education Credit	October 18, 2022	

Term Enrollment Limits

Max Total Units	Max No GPA Units	Max Audit Units	Max Wait List Units
18.00		18.00	18.00